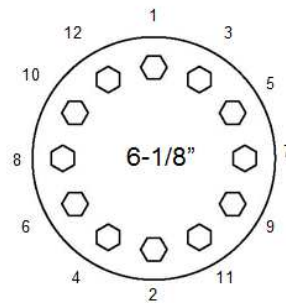
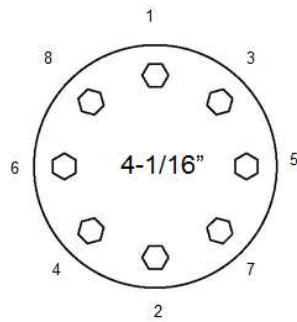
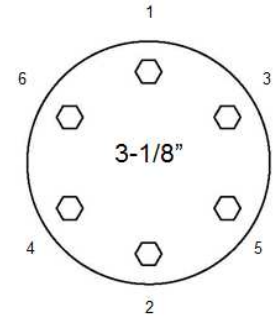
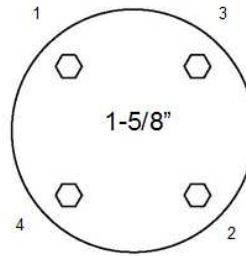
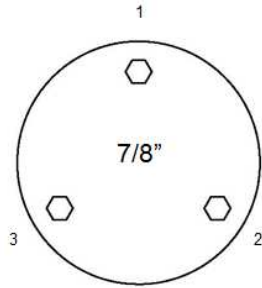




FLANGE/BOLT TORQUE SPECIFICATIONS AND TIGHTENING ORDER



Line Size	Bolt Size	Torque
7/8"	1/4-20	7 ft-lbs
1-5/8"	5/16-18	12 ft-lbs
3-1/8"	3/8-16	21 ft-lbs
4-1/16"	3/8-16	21 ft-lbs
6-1/8"	3/8-16	21 ft-lbs
8-3/16"	1/2-20	47 ft-lbs