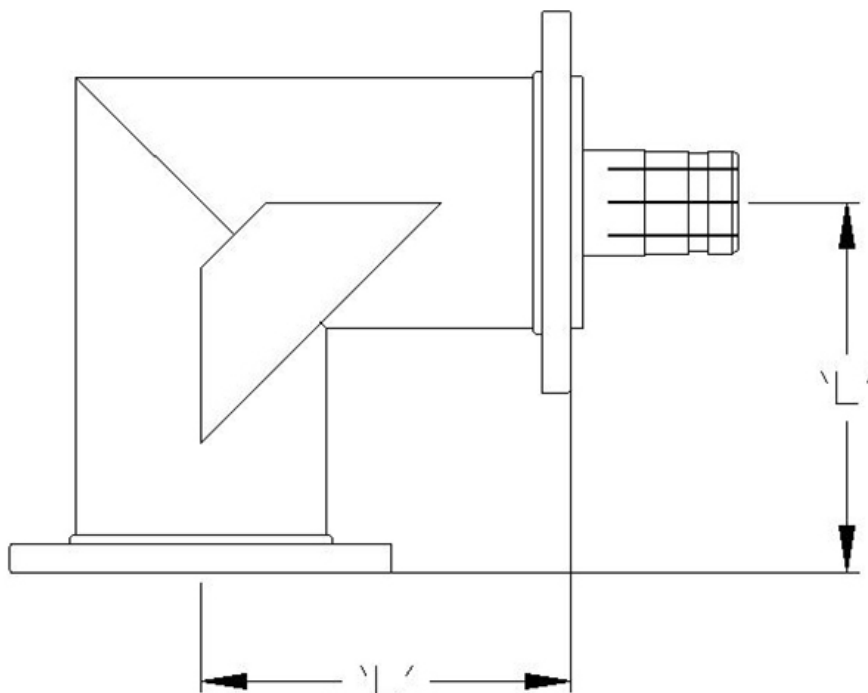
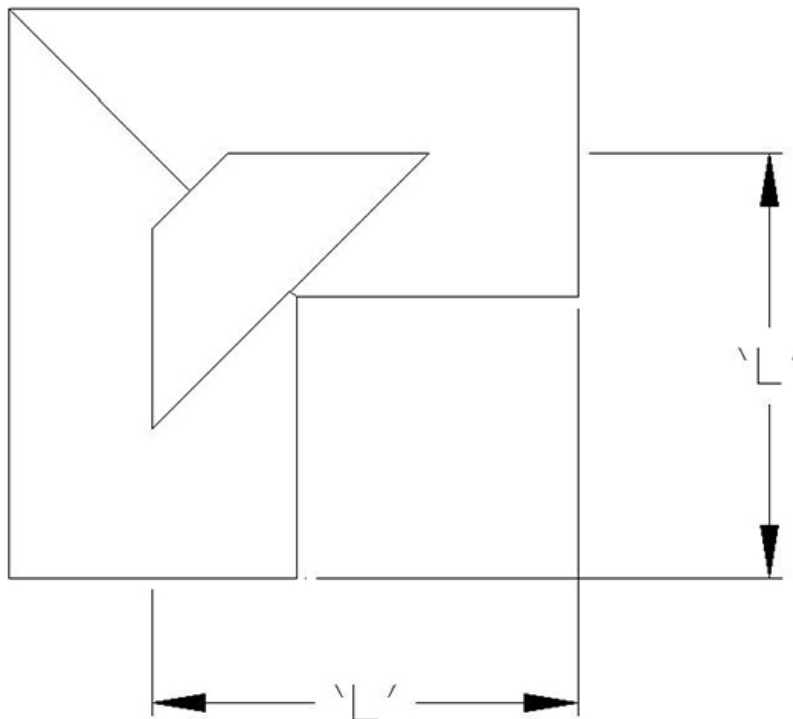


Equal Leg Flanged Elbow Specs



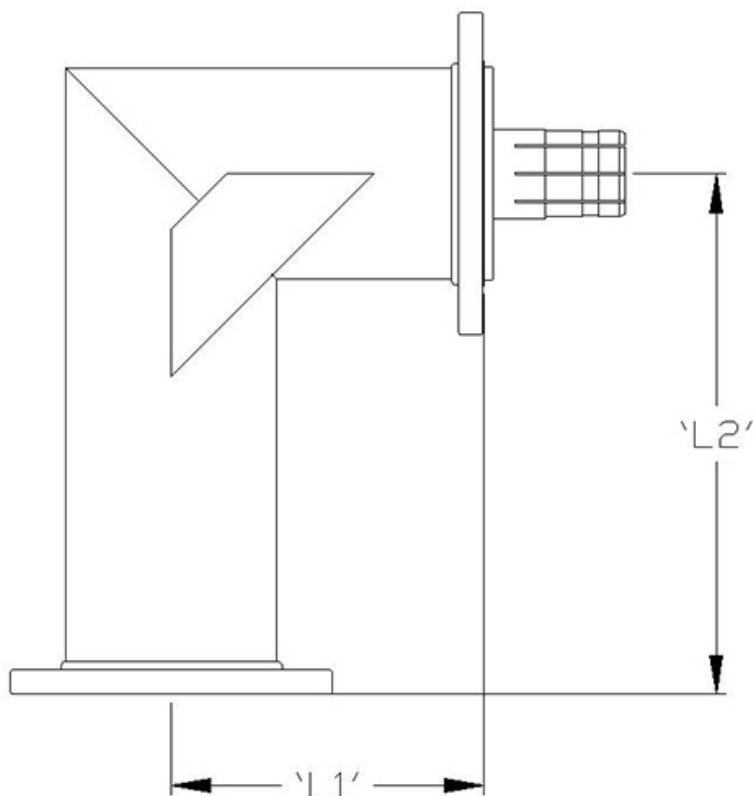
Part Number	Line Size	Impedance	Length (inches)	Approximate Weight (lbs)
780625	7/8"	50Ω	2 3/4"	1
150625	1 5/8"	50Ω	3"	2
350625	3 1/8"	50Ω	6"	8
450625	4 1/16"	50Ω	6"	12
650625	6 1/8"	50Ω	9"	21

Equal Leg Unflanged Elbow Specs



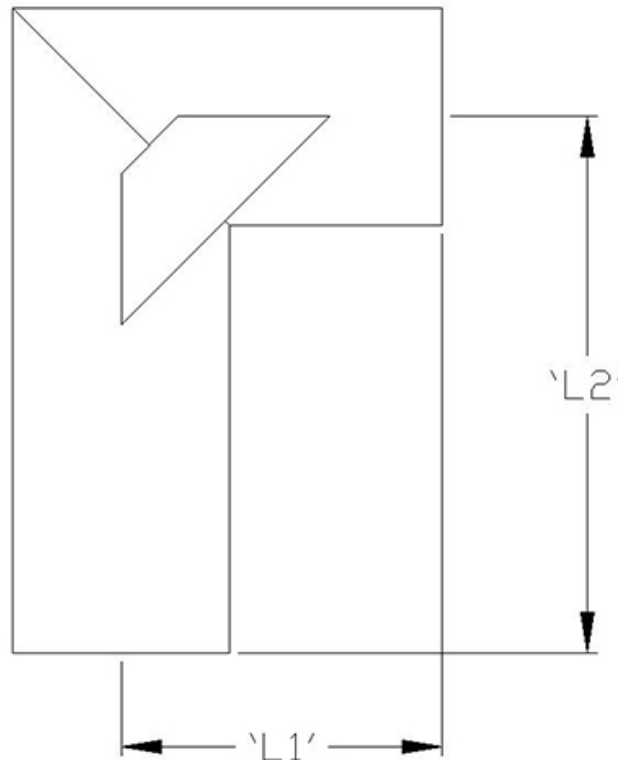
Part Number	Line Size	Impedance	Length (inches)	Approximate Weight (lbs)
780627	7/8"	50Ω	2 3/4"	1
150627	1 5/8"	50Ω	2 7/8"	1 3/4
350627	3 1/8"	50Ω	5 13/16"	4
450627	4 1/16"	50Ω	5 13/16"	5
650627	6 1/8"	50Ω	8 3/4"	13

Unequal Leg Flanged Elbow Specs



Part Number	Line Size	Impedance	L1 (inches)	L2 (inches)	Approximate Weight (lbs)
780626	7/8"	50Ω	2 7/16"	2 3/4"	1
150626	1 5/8"	50Ω	3"	6"	2
350626	3 1/8"	50Ω	6"	9"	12
450626	4 1/16"	50Ω	6"	9"	18
650626	6 1/8"	50Ω	9"	18"	50

Unequal Leg Unflanged Elbow Specs



Part Number	Line Size	Impedance	L1 (inches)	L2 (inches)	Approximate Weight (lbs)
780627A	7/8"	50Ω	2 7/16"	2 3/4"	0.5
150627A	1 5/8"	50Ω	3"	6"	1.5
350627A	3 1/8"	50Ω	6"	9"	6
450627A	4 1/16"	50Ω	6"	9"	9
650627A	6 1/8"	50Ω	9"	18"	21



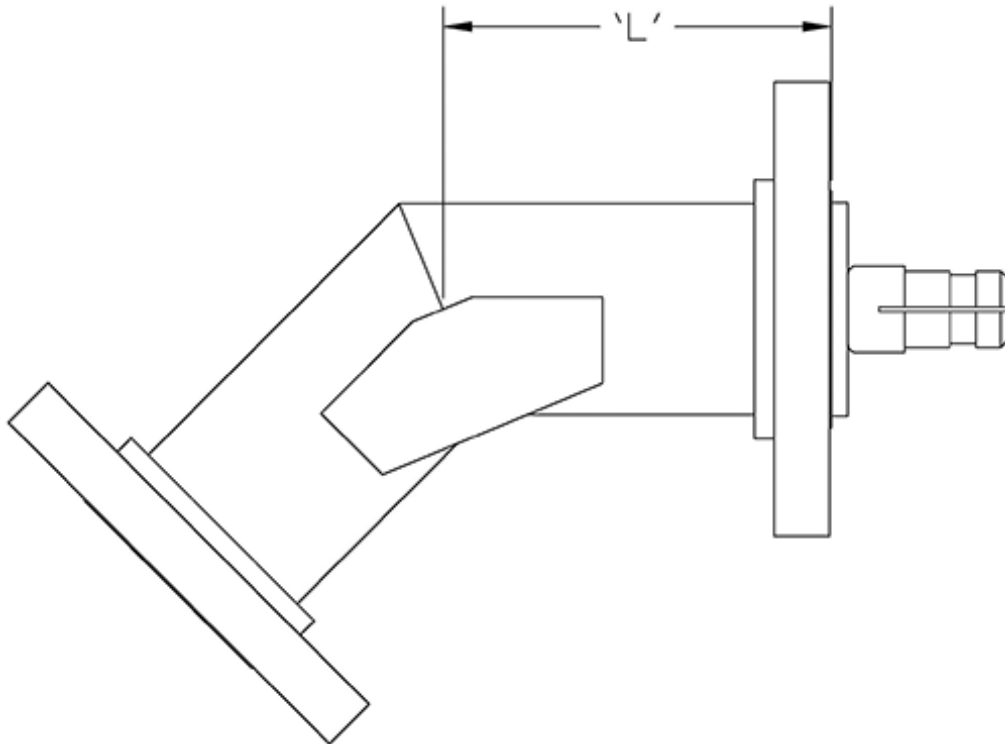
Broadcast Antennas & Transmission Systems

SYSTEMS WITH RELIABILITY, LP.

619 Industrial Park Road, Ebensburg, PA 15931

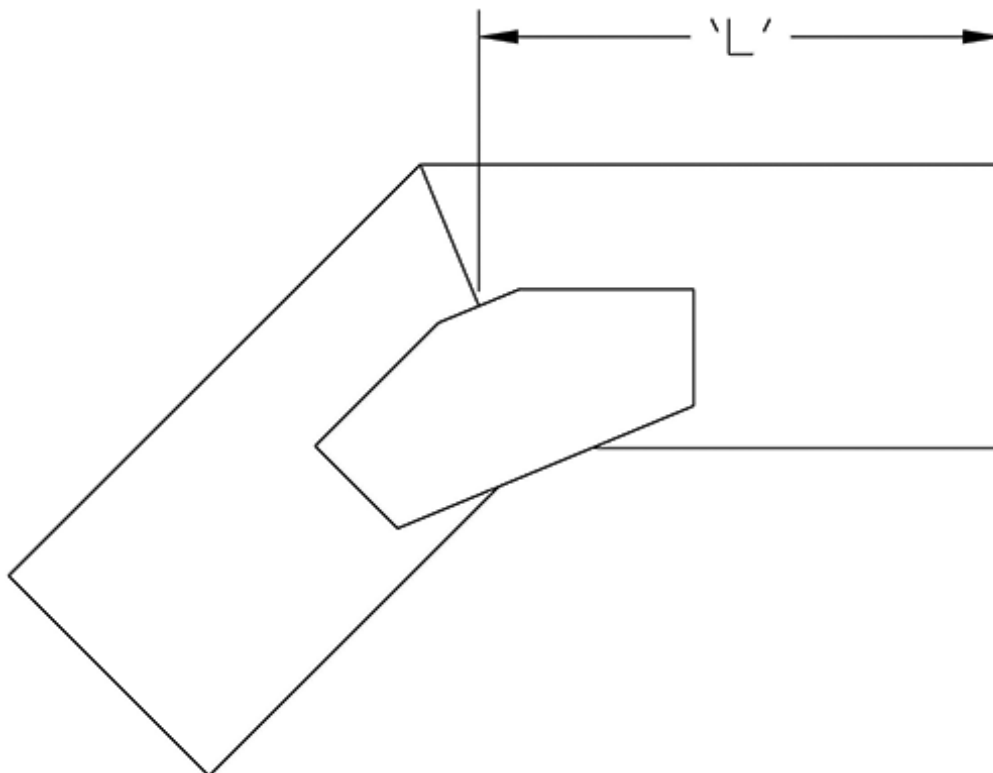
Phone 814-472-5436 Fax 814-472-5436 Web www.swr-rf.com

45° Flanged Elbow Specs



Part Number	Line Size	Impedance	Length (inches)	Approximate Weight (lbs)
150635	1 5/8"	50Ω	2.375"	3
350635	3 1/8"	50Ω	3.812"	7.88
450635	4 1/16"	50Ω	6"	16.5
650635	6 1/8"	50Ω	9"	26

45° Unflanged Elbow Specs



Part Number	Line Size	Impedance	Length (inches)	Approximate Weight (lbs)
150635	1 5/8"	50Ω	2.375"	1
350635	3 1/8"	50Ω	3.812"	3.7
450635	4 1/16"	50Ω	6"	7.7
650635	6 1/8"	50Ω	9"	15